

Scaled data based on original data using
LM-79-08 Approved Method: Electrical and Photometric Measurements of Solid-
State Lighting Products

Test Report Prepared for
Cooper Lighting Solutions
(formerly Eaton)

Brand: INVUE

Report Number: P672851

Luminaire Tested: **CCP-SA-2E-750-U-RW**

Issue Date: 04/16/2023



Test Information

Test Method: LM-79-08
Report Number: P672851
Test Lab: INNOVATION CENTER(G2)
Issue Date: 04/16/2023
Manufacturer: COOPER LIGHTING SOLUTIONS (FORMERLY EATON)
Product Line: INVUE
Catalog Number: CCP-SA-2E-750-U-RW
Description: INVUE CLEAR CURVE POLE MOUNT LIGHT SQUARE LUMINAIRE @1050mA w/ RW distribution lens
Light Source: (32) 5000K CCT, 70 CRI LEDS
Ballast/Driver: ELECTRONIC DRIVER

Summary

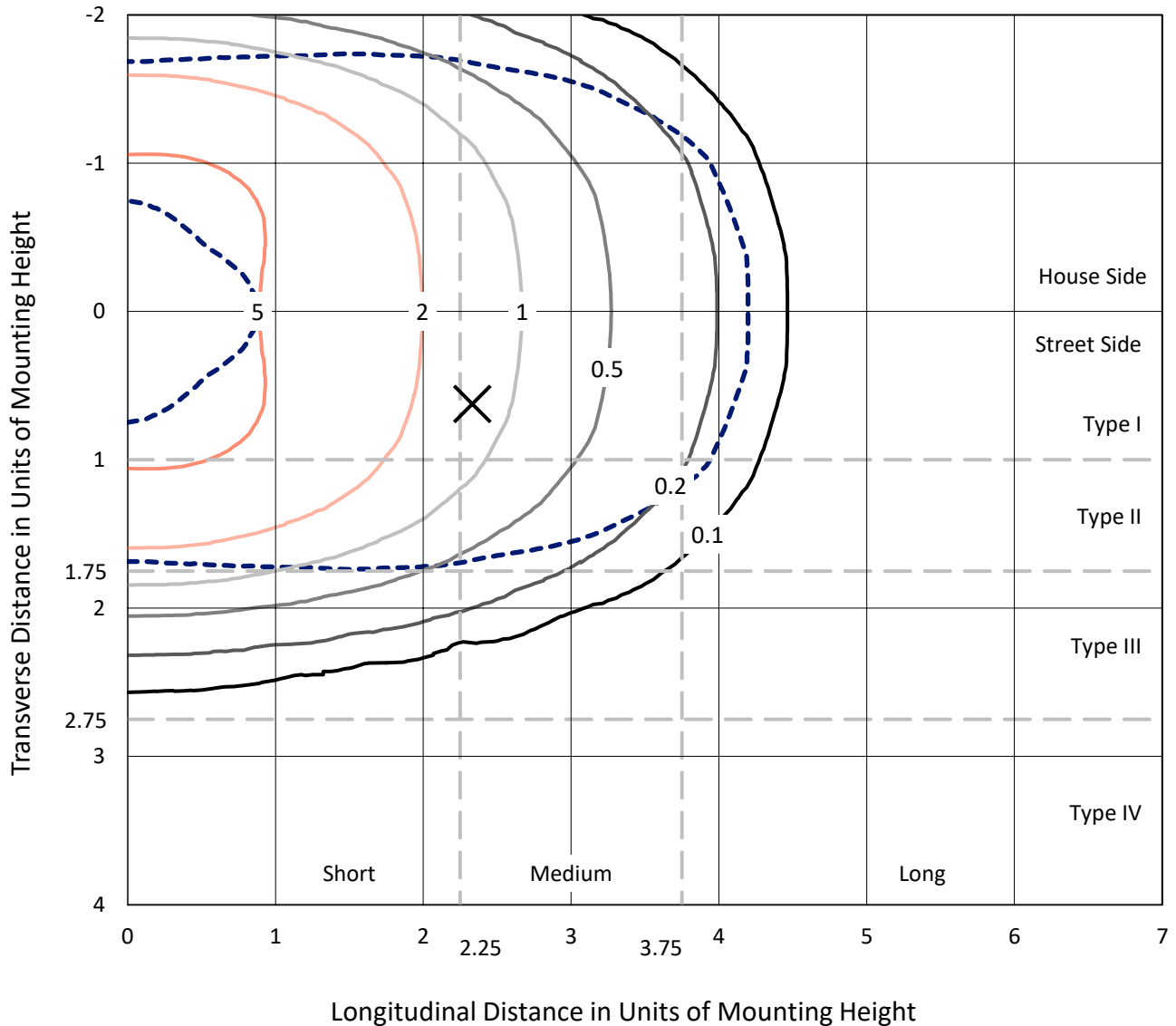
Lumens per Lamp: N/A
Luminaire Lumens: 14227.3 lumens
Efficiency: N/A
Efficacy: 133.5 lumens/watt
Luminous Opening: Rectangular (W 1' x L: 1' x H: 0')
IES Classification: Type II - Medium
BUG Rating: B3 - U0 - G3

Input Watts (W): 106.6
Input Voltage (V): 120
Input Current (Ain): NR
Voltage Rise (V): NR
Power Factor: NR
Total Harmonic Distortion (THDi): NR
Frequency (hertz): 60
Stabilization Time: NR
Operation Time: NR
Ambient Temperature (°C): NR
Test Distance: 25 FT

REPORT NUMBER: P672851
 CATALOG NUMBER: CCP-SA-2E-750-U-RW

Iso-Footcandle Lines of Horizontal Illumination

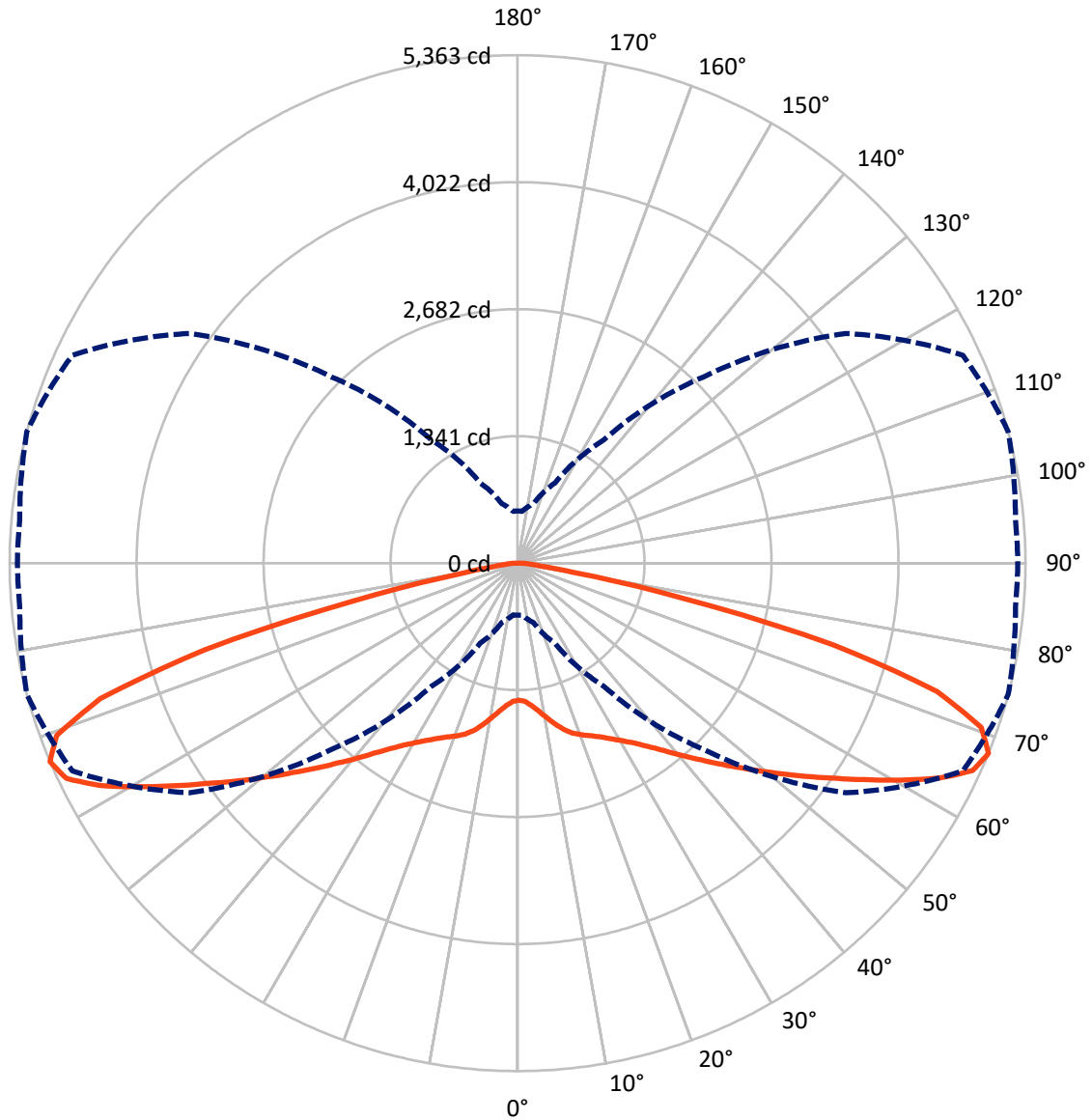
× Max cd
 - - - 1/2 Max cd



Based on 15 foot mounting height. Maximum calculated value = 7.4 fc
 Type II - Medium - N/A

REPORT NUMBER: P672851
CATALOG NUMBER: CCP-SA-2E-750-U-RW

Luminous Intensity Polar Plot



— Vertical Plane Through 75-Deg Lateral - - - Horizontal Cone Through 67.5-Deg Vertical

REPORT NUMBER: P672851
 CATALOG NUMBER: CCP-SA-2E-750-U-RW

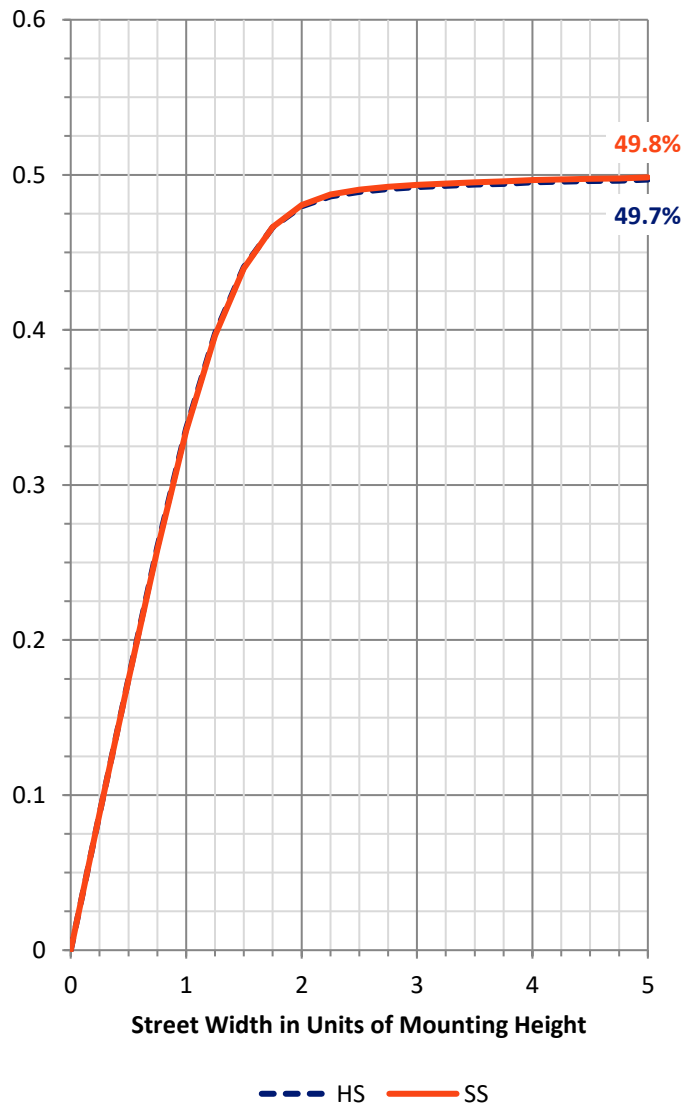
FLUX DISTRIBUTION:

		Downward	Upward	Total
House Side	Lumens	7113.6	0.0	7113.6
	% Fixture	50.0	0.0	50.0
Street Side	Lumens	7113.6	0.0	7113.6
	% Fixture	50.0	0.0	50.0
Total	Lumens	14227.3	0.0	14227.3
	% Fixture	100.0	0.0	100.0

Coefficient of Utilization

ZONAL LUMENS:

Zone	Lumens	% Fixture
0°-10°	143.2	1.0
10°-20°	482.6	3.4
20°-30°	942.3	6.6
30°-40°	1625.7	11.4
40°-50°	2633.4	18.5
50°-60°	3581.4	25.2
60°-70°	3304.0	23.2
70°-80°	1382.5	9.7
80°-90°	132.0	0.9
90°-100°	0.0	0.0
100°-110°	0.0	0.0
110°-120°	0.0	0.0
120°-130°	0.0	0.0
130°-140°	0.0	0.0
140°-150°	0.0	0.0
150°-160°	0.0	0.0
160°-170°	0.0	0.0
170°-180°	0.0	0.0
0°-90°	14227.3	100.0
0°-180°	14227.3	100.0



REPORT NUMBER: P672851

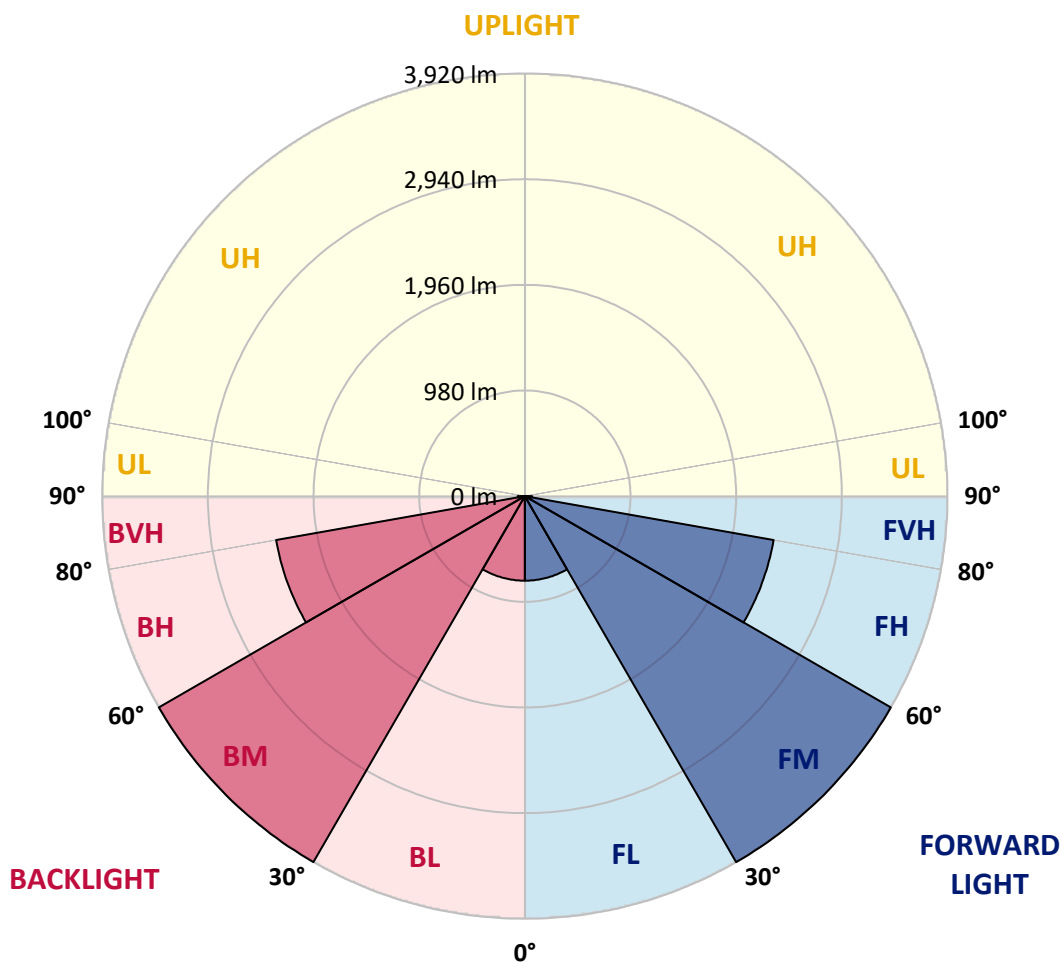
CATALOG NUMBER: CCP-SA-2E-750-U-RW

LUMINAIRE CLASSIFICATION SYSTEM LUMEN TABLE AND BUG RATING:

Zone	Lumens	% Fixture	Zone Rating/Lumen Limit		
			B	U	G
FL (0°-30°)	784.1	5.5			
FM (30°-60°)	3920.3	27.6			
FH (60°-80°)	2343.3	16.5			G2/5000
FVH (80°-90°)	66.0	0.5			G1/100
BL (0°-30°)	784.1	5.5	B2/1000		
BM (30°-60°)	3920.3	27.6	B3/5000		
BH (60°-80°)	2343.3	16.5	B3/2500		G3/2500
BVH (80°-90°)	66.0	0.5			G1/100
UL (90°-100°)	0.0	0.0		U0/0	
UH (100°-180°)	0.0	0.0		U0/0	

BUG Rating: B3-U0-G3

Type II Medium





REPORT NUMBER: P672851
 CATALOG NUMBER: CCP-SA-2E-750-U-RW

CANDELA DISTRIBUTION (FULL):

	0°	5°	15°	25°	35°	45°	55°	65°	75°	85°	90°
0°	1447.4	1447.4	1447.4	1447.4	1447.4	1447.4	1447.4	1447.4	1447.4	1447.4	1447.4
2.5°	1438.2	1438.2	1442.3	1447.4	1449.5	1453.5	1454.6	1454.6	1460.7	1459.7	1460.7
5°	1434.1	1434.1	1441.3	1450.5	1460.7	1473.0	1485.3	1492.4	1507.8	1510.8	1511.9
7.5°	1438.2	1439.2	1449.5	1464.8	1482.2	1504.7	1528.2	1547.7	1573.2	1582.4	1588.6
10°	1453.5	1454.6	1467.9	1489.3	1515.9	1548.7	1582.4	1613.1	1654.0	1672.4	1675.5
12.5°	1477.1	1478.1	1497.5	1532.3	1570.2	1611.1	1648.9	1687.8	1738.9	1766.6	1772.7
15°	1512.9	1509.8	1540.5	1591.6	1644.8	1696.0	1729.7	1767.6	1821.8	1857.6	1866.8
17.5°	1562.0	1564.0	1601.9	1667.3	1732.8	1785.0	1818.7	1840.2	1887.3	1924.1	1933.3
20°	1623.3	1632.6	1680.6	1756.3	1833.0	1888.3	1911.8	1908.7	1935.3	1967.0	1974.2
22.5°	1710.3	1716.4	1774.7	1859.6	1947.6	2004.9	2014.1	1980.3	1979.3	1999.8	2009.0
25°	1812.6	1817.7	1879.1	1977.3	2070.4	2130.7	2121.5	2063.2	2032.5	2033.5	2039.7
27.5°	1932.3	1942.5	2005.9	2106.2	2202.3	2257.5	2244.3	2159.4	2099.0	2080.6	2076.5
30°	2087.7	2099.0	2163.4	2259.6	2344.5	2393.6	2373.1	2265.7	2175.7	2145.0	2138.9
32.5°	2290.3	2289.3	2355.7	2448.8	2508.2	2539.9	2500.0	2378.3	2264.7	2223.8	2215.6
35°	2499.0	2509.2	2574.6	2664.7	2709.7	2711.7	2648.3	2511.2	2376.2	2305.6	2290.3
37.5°	2734.2	2739.3	2815.0	2899.9	2929.6	2913.2	2819.1	2666.7	2511.2	2436.6	2410.0
40°	2975.6	2980.7	3068.7	3150.5	3183.3	3144.4	3020.6	2838.6	2670.8	2589.0	2573.6
42.5°	3199.6	3212.9	3311.1	3407.3	3439.0	3394.0	3244.7	3026.8	2839.6	2760.8	2740.4
45°	3385.8	3400.1	3510.6	3633.4	3689.6	3652.8	3484.0	3238.5	3033.9	2949.0	2914.3
47.5°	3525.9	3544.4	3662.0	3809.3	3918.7	3911.6	3738.7	3462.5	3242.6	3142.4	3110.7
50°	3622.1	3641.5	3768.4	3926.9	4091.6	4146.9	3997.5	3710.1	3474.8	3362.3	3340.8
52.5°	3629.3	3646.7	3791.9	3989.3	4209.2	4331.0	4252.2	3970.9	3730.5	3613.9	3598.6
55°	3469.7	3482.0	3675.3	3938.2	4257.3	4472.1	4484.4	4255.3	4003.6	3886.0	3878.9
57.5°	3103.5	3120.9	3352.1	3699.8	4177.5	4563.2	4685.9	4552.9	4312.6	4202.1	4196.0
60°	2507.1	2529.6	2793.6	3255.9	3889.1	4539.6	4856.7	4832.2	4650.1	4542.7	4538.6
62.5°	1768.6	1776.8	2051.9	2561.4	3324.4	4290.1	4939.6	5104.3	5000.0	4891.5	4897.7
65°	1039.3	1050.5	1252.0	1710.3	2521.5	3716.2	4796.4	5293.5	5280.2	5181.0	5191.2
67.5°	549.3	549.3	650.6	934.9	1585.5	2782.3	4226.6	5189.2	5363.1	5276.1	5281.3
70°	379.5	378.5	396.9	469.5	766.2	1724.6	3161.8	4643.0	5194.3	5161.6	5174.9
72.5°	321.2	319.1	320.2	330.4	389.7	779.5	1920.0	3576.1	4630.7	4680.8	4692.1
75°	281.3	278.2	276.2	274.1	279.3	353.9	875.6	2206.4	3432.9	3747.9	3741.8
77.5°	242.4	240.4	238.3	231.2	223.0	232.2	358.0	992.2	1765.5	2083.7	2061.2
80°	199.5	199.5	202.5	192.3	177.0	170.8	213.8	370.3	586.1	611.7	562.6
82.5°	156.5	156.5	171.8	157.5	139.1	123.8	148.3	197.4	238.3	193.3	157.5
85°	110.5	111.5	143.2	130.9	107.4	71.6	92.1	117.6	134.0	84.9	66.5
87.5°	45.0	48.1	89.0	70.6	67.5	35.8	43.0	52.2	66.5	35.8	28.6
90°	0.0	0.0	0.0	0.0	0.0	0.0	0.0	0.0	0.0	0.0	0.0

(END OF REPORT)